

# CONTAINER CHART



946 mL  
6/Case  
480/Palette



1 L  
12/Case  
528/Palette



1 L  
12/Case  
528/Palette




1 L  
12/Case  
528/Palette



1 Lbs  
6/Case  
N/A



2 Lbs (1 kg)  
6/Case  
N/A




5 Lbs (2.5 kg)  
4/Case  
N/A



2 L  
4/Case  
216/Palette



2.5 L  
6/Case  
216/Palette



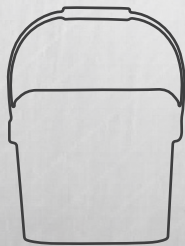
2.5 L  
6/Case  
288/Palette



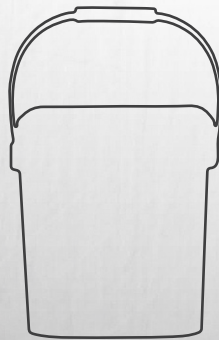
3.6 L  
4/Case  
144/Palette



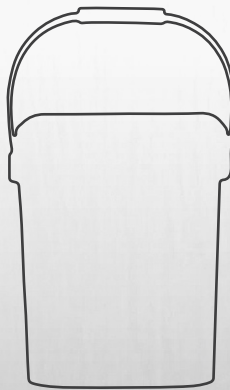
4 L  
4/Case  
144/Palette




5 kg  
Unit without case  
N/A



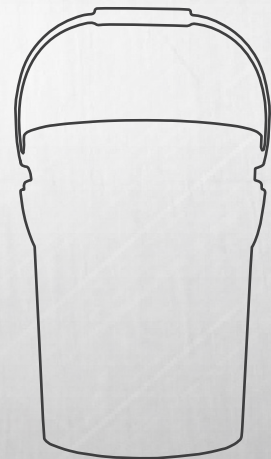
10 kg  
Unit without case  
N/A



18 kg  
Unit without case  
36/Palette



10 L  
2/Case  
78/Palette



20 L  
Unit without case  
36/Palette